

Titanium

빠른 모바일 앱 개발

한국 타이타늄 사용자 모임 tidev.kr

이종은
v.20141105

이종은

Titanium Developer

tidev.kr 운영

Titanium Certified Expert & Titan

NIPA 글로벌 오픈 프론티어




 @yomybaby

 yomybaby



Creative Commons
Open Source



모바일 앱 개발 하시나요?



Titanium [하|아]시나요?




CROSS PLATFORM



Open Source

Apach License 2

Titanium은 계속
성장중!

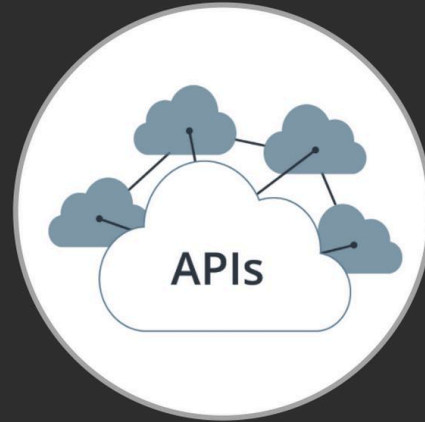


듣보잡인데
정말?



NUMBER OF UNIQUE MOBILE DEVICES

270,000,000



NUMBER OF CLOUD API REQUESTS

35,000,000,000



FORTUNE 100 COMPANIES USING TITANIUM

68% of F100



Jeff Haynie

Coding CEO

A LEGO minifigure of a construction worker wearing a red hard hat and an orange safety vest stands on a pile of yellow and grey LEGO bricks. The background is a blurred city skyline at dusk or dawn. The text "We can't build it alone..." is overlaid in white on the image.

We can't build it alone...

A close-up photograph of several LEGO characters in a group hug. On the left is a character with a yellow face, black hair with blue and pink streaks, and a black headpiece. In the center is a character with a black mask and white eyes. On the right is a character with a yellow face, a blue hood, and a blue belt. In the foreground, there is a character with a white face, large black eyes, and a red mouth. The background is a soft, out-of-focus sky with clouds. The text "The Titanium Community" is overlaid in white, with "A FORCE FOR GOOD" below it.

The Titanium Community

A FORCE FOR GOOD



NUMBER OF REGISTERED TITANIUM
DEVELOPERS

650,000

Gartner Magic Quadrant Leader



Community Open Source

Significant prebuilt assets are available for use from Appcelerator's community, including code, apps and cloud services.

자랑은 그만하고 Titanium이 뭐요?

(사실 이후에도 자랑은 쪽~)






Titanium에 대한

진실 혹은 거짓



HTML5?
PhoneGap류?

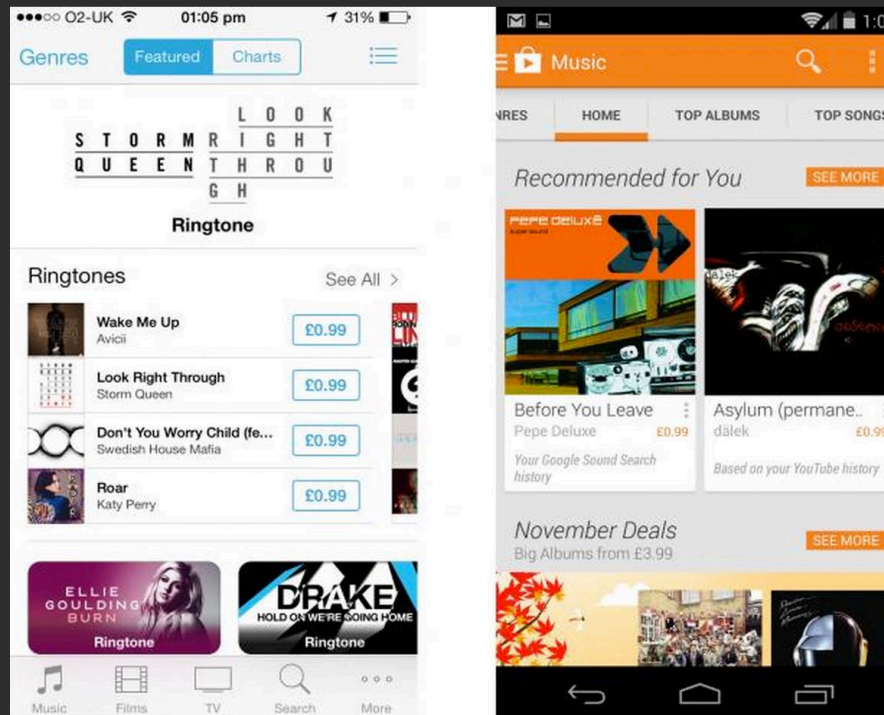


or



Native UI?

iOS7 vs Android 4.4



원문 링크 바로가기



Javascript?

Javascript



Build tool, MVC Framework, Hook..

```
$ sudo npm install -g titanium
$ titanium setup
```

JS 개발하시는 분?

일단 보여드리고

그 다음 설명하고 QnA로..

DEMO TIME!

 BUILD : Titanium Studio / Ti CLI

 MVC : Alloy

 AWESOME : TiShadow

 FANTASTIC 3rd party tools..

Alloy MVC

project/app/..

index.tss x

```
1 "Window": {
2   backgroundColor: "#fff",
3   theme: "Theme.NoActionBar"
4 }
5
6 "Label": {
7   width: Ti.UI.SIZE,
8   height: Ti.UI.SIZE,
9   color: "#000",
10  font: {
11    fontSize: 20,
12    fontFamily: 'Helvetica Neue'
13  },
14  textAlign: 'center'
15 }
```

index.xml x

```
1 <Alloy>
2   <TabGroup>
3     <Tab title="Tab 1" icon="KS_nav_ui.png">
4       <Window title="Tab ">
5         <Label>I am Window 1</Label>
6       </Window>
7     </Tab>
8     <Tab title="Tab 2" icon="KS_nav_views.png">
9       <Window title="Tab 2">
10        <Label>I am Window 2</Label>
11      </Window>
12    </Tab>
13  </TabGroup>
14 </Alloy>
```

index.js x

```
1 $.index.open();
2
```

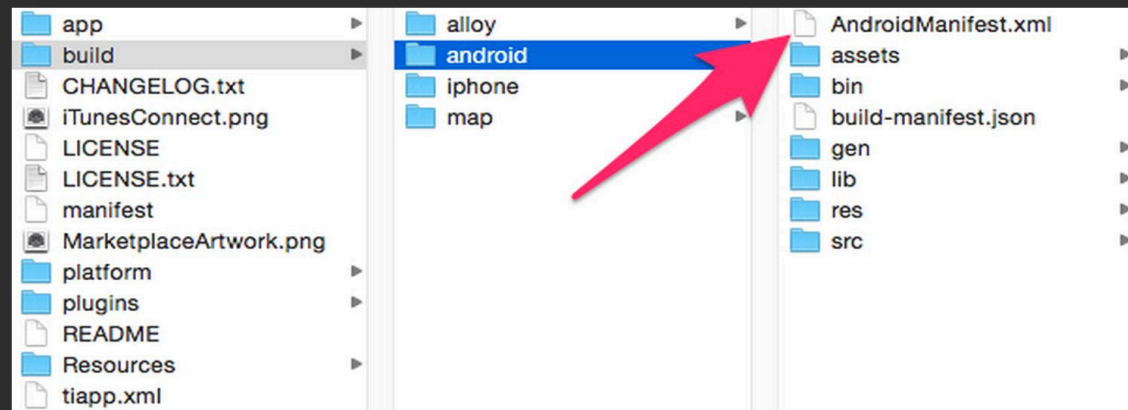
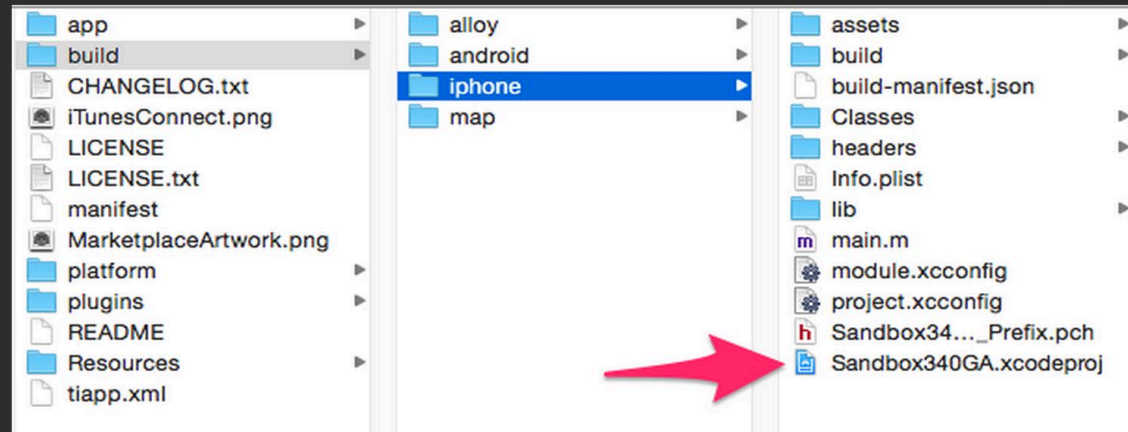
After Alloy Compile

project/Resource/app/..

```
10 function Controller() {
11   require("alloy/controllers/BaseController").apply(this, Array.prototype.slice.call(arguments));
12   this.__controllerPath = "index";
13   if (arguments[0]) {
14     var $ = this;
15     var exports = {};
16     var __alloyId0 = {};
17     $__views.__alloyId2 = Ti.UI.createWindow({
18       backgroundColor: "#fff",
19       theme: "Theme.NoActionBar",
20       title: "Tab ",
21       id: "__alloyId2"
22     });
23     $__views.__alloyId3 = Ti.UI.createLabel({
24       width: Ti.UI.SIZE,
25       height: Ti.UI.SIZE,
26       color: "#000",
27       font: {
28         fontSize: 20,
29         fontFamily: "Helvetica Neue"
30       },
31       textAlign: "center",
32       text: "I am Window 1",
33       id: "__alloyId3"
34     });
35     $__views.__alloyId2.add($__views.__alloyId3);
36     $__views.__alloyId1 = Ti.UI.createTab({
37       window: $__views.__alloyId2,
38       title: "Tab 1",
39       icon: "KS_nav_ui.png",
40       id: "__alloyId1"
41     });
42   }
43 }
```

After Titanium Compile

build/..



Ti current

app.js

Titanium
SDK (JS)

Titanium
SDK
(Native)

Build & Run

- ✓ Code change
- ✓ Compile of Alloy (MVC)
- ✓ Compile of Titanium
- ✓ Compile of Xcode/Android
- ✓ Deploying the app
- ✓ Starting the app
- ✓ Loading the code

TiShadow



#1 Titanium Development Tool (3rd-paty)

Build & Run with **TiShadow**

- ✓ Code change
- ✓ Compile of Alloy
- ✓ ~~Compile of Titanium~~
- ✓ ~~Compile of Xcode/Android~~
- ✓ ~~Deploying the app~~
- ✓ ~~Starting the app~~
- ✓ Loading the code

TiShadow 서버(Node.js)를 실행중인 앱으로 전달



CLI Hook



Tn : Titanium Tiny CLI

dev.tiapp : Build 환경에 따라 다른 값 지정

testflight : build 후 testflight api로 업로드

TiShadow

...



Gitt.io

available on [gitTio](#)

Titanium Package Manager



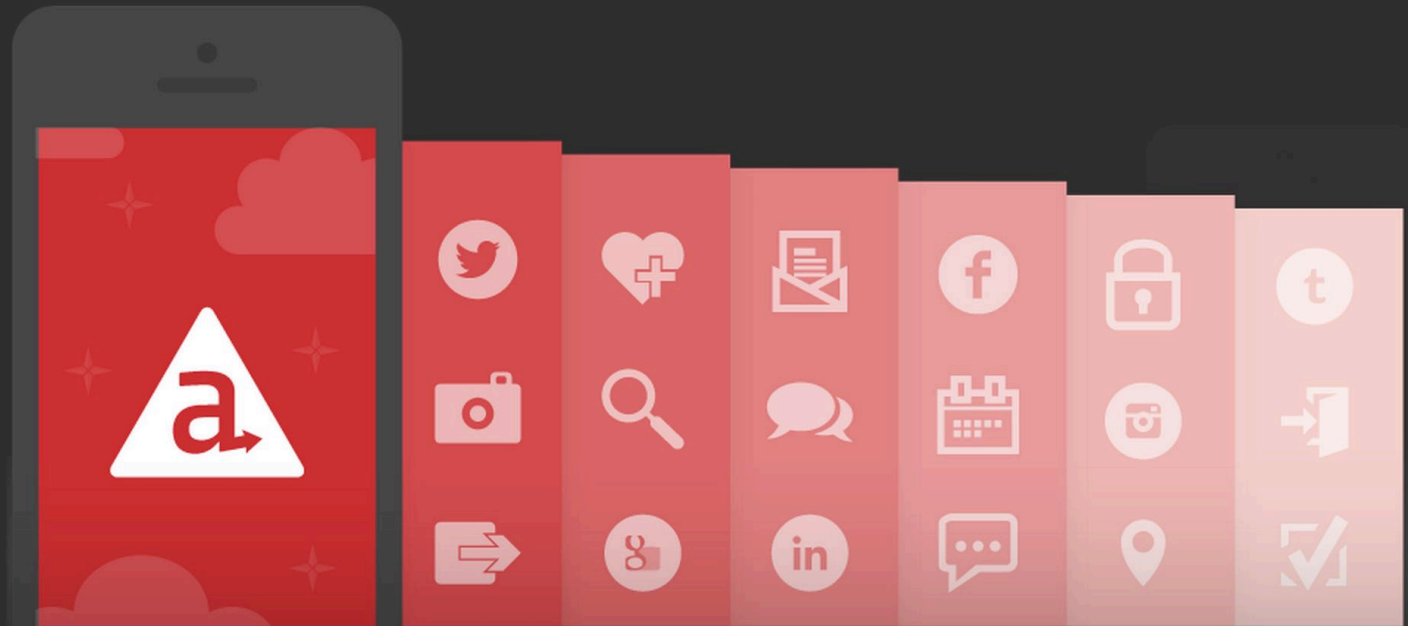
Titanium with
CLOUD

(또 하나의 가족? 선물)

ACS

(Appcelerator Cloud Service)

= MBaaS





Node.ACS

= Node 호스팅

- ☁ ACS의 API를 확장하고 커스터마이징 가능
- ☁ CLI를 이용해서 쉬운 생성과 배포
- ☁ CNAME을 이용한 독립 도메인 연결

Titanium으로 **Mobile App**

ACS로 **백엔드 API 서버**

Node.ACS로 **웹서비스**

서비스 모든 부분을
Titanium Platform으로
만들어 볼까요? ^^

App Store에서
다운로드 하기

국(괴)물 밀

토마토나베x버진클리어

생강레몬 에너지!핫티

과 신경전

GS25 낙지덮밥

전전전

더블미트 미트볼

최근 오픈한
먹짬 전용 앱 Licky


개시



소스도 오픈 github.com/yoda-united/licky

Ti.Next

with



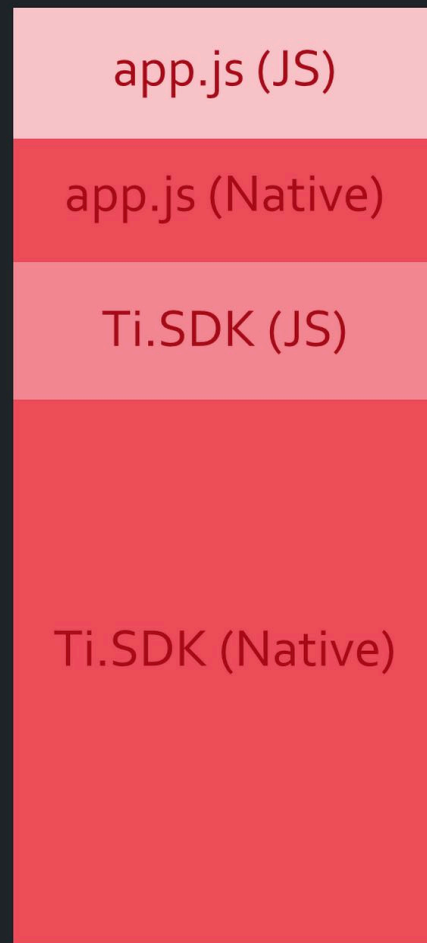
hyperloop

JS? Objective-C?

```
String.prototype.toUTF8 = function() {  
    return NSString.stringWithUTF8String('' + this);  
};
```




Ti.Current



Ti.Next (Runtime)

못다한 질문은



tidev.kr

한국 타이타늄 사용자 모임